




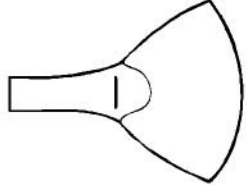








BRUSH CHART

	NAME	DESCRIPTION	USAGE	HAIR
	FLAT	FLAT FERRULE SQUARE END MEDIUM TO LONG LENGTH	BOLD SWEEPING STROKES	BRISTLE SYNTHETIC
	BRIGHT	FLAT FERRULE SQUARE END SHORT LENGTH	SHORT CONTROLLED STROKES	ALL HAIRS
	ROUND	ROUND FERRULE POINTED END	DETAILS, WASH, LINES	ALL HAIRS
	FILBERT	THICK FLAT FERRULE OVAL END	FIRM CONTROLLED PAINTING WITH COLOR-LOADED BRUSH	BRISTLE RED SABLE SYNTHETIC
	ANGLE	FLAT FERRULE ANGLE END	CONTROLLED ANGLE STROKES	SYNTHETIC
	FAN	FLAT FERRULE FAN SHAPE SPREAD HAIRS	SPECIAL EFFECT DRY BRUSH USE FAN TIPS ONLY	BRISTLE BLACK FITCH SYNTHETIC
	SCRIPT/ LINER	ROUND FERRULE LONG POINT MEDIUM TO LONG LENGTH	THIN TO THICK DELICATE LINES	RED SABLE SYNTHETIC
	STROKE	FLAT FERRULE SQUARE END MEDIUM TO LONG LENGTH	THIN TO THICK STROKES WITH COLOR-LOADED BRUSH	ALL HAIRS (EXCEPT BRISTLE)
	OVAL	THICK FLAT FERRULE MEDIUM TO LONG LENGTH	REGULATED COLOR FLOW WITH WATER LOADED BRUSH	SQUIRREL MIX SYNTHETIC
	LETTERING	ROUND FERRULE SQUARE END SHORT TO LONG LENGTH	LETTERS MADE BY SKILLED MANIPULATION OF SQUARE ENDS	RED SABLE SABELINE SYNTHETIC
	HIGHLINER	ROUND FERRULE SQUARE END EXTRA LONG LENGTH	ARTISTIC CALLIGRAPHY OUTLINING LETTERS STRAIGHT LINES	RED SABLE
	STENCIL	ROUND FERRULE FLAT END	DECORATING	BRISTLE

AARDVARK BRUSHES

We are proud to offer this line under our own name. By commissioning this private labeling we can now make our own demands as to crimping, brush length, handle style, lacquer finish and all other aspects of quality as dictated by our customers. We offer the best quality at very attractive pricing.

T50 ROUND:	White script liner.	# 1	\$4.90	# 6	\$7.20
T51 LINER:	Thin to thick lines for design work. Very popular with one-strokes and underglazes as well as for use with china paints.				
	#10/0	\$3.65	#18/0	\$3.50	
	# 0	\$3.90	# 1	\$4.05	
T57 FLAT ANGLE:	Use to form controlled angle strokes. Useful for shading and for dry-brushing.				
	1/8"	\$5.15	1/4"	\$6.25	
	3/8"	\$7.65	1/2"	\$9.20	
	5/8"	\$10.70			
T60 FLAT SHADER:	For shading and dry-brushing. One of the ceramist's most popular shapes. Available in six different sizes.				
	# 2	\$4.45	# 8	\$6.95	
	# 4	\$5.15	# 10	\$8.35	
	# 6	\$6.00	# 12	\$9.65	
T67 FILBERT:	A flat brush with oval end shape. Sometimes called a "cat's tongue." For controlled painting with a fully loaded brush.				
	# 2	\$4.60	# 6	\$6.55	
	# 4	\$5.65			
T85 ROUND:	Best for details, washes and lines. Versatile for a wide range of decorating techniques and brush strokes.				
	# 10/0	\$3.90	# 3	\$4.90	
	# 5/0	\$3.90	# 4	\$5.45	
	# 3/0	\$4.00	# 5	\$6.10	
	# 2/0	\$4.20	# 6	\$6.85	
	# 0	\$4.20	# 8	\$9.00	
	# 1	\$4.25	# 10	\$10.95	
	# 2	\$4.40			
CHINA MOP:	This mop was specially ordered to offer the quality of china mops from the finest china paint producers but at a fraction of the cost to you.				\$11.50
B35 POINTED MOP:	Flatter than a true mop, tapered point for smaller areas. Exceptional control. Holds shape as opposed to typical mop.				
	1/2"	\$9.75	3/4"	\$12.20	
B45 OVAL GLAZE:	A large glazing mop for large area coverage using a full color load. This series is offered in three sizes, all from the finest camel hair.				
	1/2"	\$8.55	1"	\$14.00	
	3/4"	\$11.20			
N47 DEERFOOT STIPLER:	A round, angled brush very popular for stain work. Great for large area application of lusters and china paints.				
	1/8"	\$4.75	3/8"	\$8.10	
	1/4"	\$6.75			
FAT FAN:	An extra thick, soft fan for glazing.				\$8.55

DUNCAN BRUSHES

DISCOVERY BRUSHES

STOCK NO	DESCRIPTION	PRICE	STOCK NO	DESCRIPTION	PRICE
BR 520	# 2 Detail	2.80	BR 574	# 6 Dry Round	2.90
BR 521	China Script	3.50	BR 575	# 3 Fan	2.90
BR 529	# 4 Sabeline Rnd.	2.55	BR 576	3/4" Premium Glaze	4.55
BR 530	# 8 Sabeline Rnd.	3.95	BR 582	5/0 Detail	2.25
BR 531	1/4" Sabeline Shdr.	3.20	BR 584	1/2" Shader	5.95
BR 532	1/2" Sabeline Shdr.	4.85	BR 585	# 6 Sabelina	3.20
BR 545	3/4" Flat. Trans.	3.95	BR 588	# 10 Oval Mop	4.25
BR 551	# 3 Rnd. Opaque	2.55	BR 589	Duster	2.80
BR 552	# 5 Rnd. Opaque	3.10	BR 592	# 10 Deerfoot Stippler	3.75
BR 553	# 8 Rnd. Opaque	3.80	BR 593	3/4" Economy Glaze	3.40
BR 554	# 1 Flat Opaque	2.05	BR 594	# 12 Mother of Pearl	3.75
BR 555	# 3 Flat Opaque	2.35	BR 596	7/0 Fine Detail	2.25
BR 556	# 5 Flat Opaque	2.80	BR 601	10/0 Liner	3.50
BR 557	# 8 Flat Opaque	3.20	BR 602	1/2" Angle Shader	6.00
BR 558	3/8" Flat Trans.	2.55	BR 603	1/4" Angle Shader	4.85
BR 559	1/2" Flat Trans.	3.00	BR 604	# 10 Round	6.85
BR 570	# 2/0 Detail	2.80	BR 605	# 12 Round	7.95
BR 571	# 4 Liner	4.35	BR 606	# 10 Flat	5.75
BR 572	3/16" Shader	3.40	BR 607	# 12 Flat	6.85
BR 573	3/8" Shader	4.45			

DEBUT TAKLON BRUSHES

TB 701	# 2 Filbert	3.00	TB 727	# 1 Liner	3.85
TB 702	# 6 Filbert	4.15	TB 728	# 6 Liner	4.90
TB 705	# 6 Shader	3.75	TB 730	# 5 Round	4.15
TB 706	# 10 Shader	4.90	TB 731	# 7 Round	4.70
TB 710	3/8" Angle Shader	4.90	TB 732	# 9 Round	5.50
TB 711	1/2" Angle Shader	6.25	TB 733	3/4" Flat Shader	6.70
TB 715	3/4" Glaze	7.20	TB 734	# 8 Filbert	5.65
TB 720	1/0 Detail	3.00	TB 735	1/2" Oval Wash Mop	7.75
TB 725	10/0 Liner	2.80	TB 736	3/4" Oval Wash Mop	9.65
TB 726	# 4 Liner	4.50	TB 737	# 3 Round	3.75
			TB 738	# 2 Shader	3.45

SIGNATURE BRUSHES

SB 801	2/0 Detail	4.05	SB 808	# 4 Round	8.15
SB 802	# 1 Liner	4.45	SB 809	# 6 Shader	6.60
SB 803	# 4 Liner	9.30	SB 810	# 10 Shader	10.35
SB 804	# 4 Shader	4.70	SB 811	# 8 Round	12.15
SB 805	# 8 Shader	7.50	SB 812	# 10 Round	15.30
SB 806	# 6 Round	11.00	SB 813	1" Glaze Brush	16.55
SB 807	# 6 Fan Glaze	12.45			

ECONOMY BRUSH KITS

BB 104	White Bristle Flat Brush Kit	6.00	BB 107	Round Brush Kit	3.80
BB 105	White Bristle Round Brush Kit	6.25	BB 108	Shader Brush Kit	4.35
BB 106	Liner Brush Kit	3.30	BB 109	Ceramics Brush kit	6.25

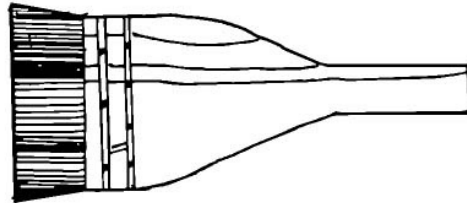
POTTERS' BRUSHES

16 Flute Hake Brush – approx. 5" wide \$ 6.95
 6 Flute Hake Brush – approx. 1½" wide \$ 2.95



HAKE BRUSHES (Goat Hair)

1"	\$2.65
2"	4.65
3"	6.95
Set of 3	11.95



BRISTLE BRUSH

Flat Chip Brush

1" wide \$.95

1½" w. \$1.25

CHINESE WRITING BRUSHES

5/8" x 2"	5.50	large soft
1/2" x 1-5/8"	4.95	basic, soft
3/8" x 1-3/8"	2.95	med. soft
1/2" x 1-3/4"	4.95	combo



No. 1


No. 2

SUMI BRUSHES - STANDARD with plastic insert to retain the bristles.

LB 1	2.60
LB 2	2.95
LB 3	3.35
LB 4	3.80
LB 5	4.45
LB 6	4.95

SUMI BRUSHES LONG

LJB SMALL	2.95
LJB MEDIUM	4.25
LJB LARGE	5.30
LJB SET (1of each)	10.75



No. 6-0 Piggy-Back Brush 7.25

Size 0 brush in the handle of a number 6 sumi decorator.